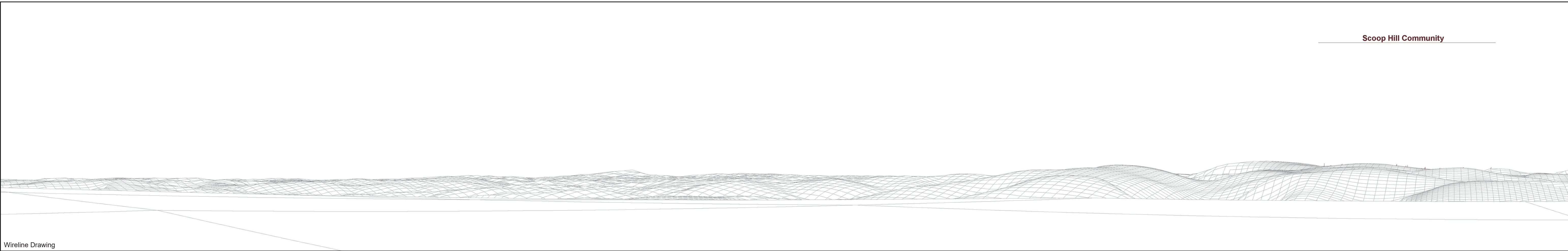
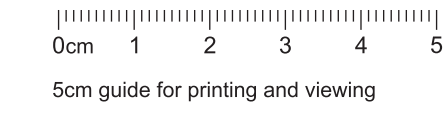
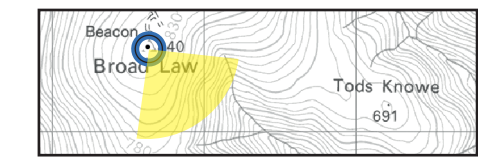




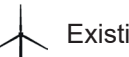




Scoop Hill Community



Wireline Drawing

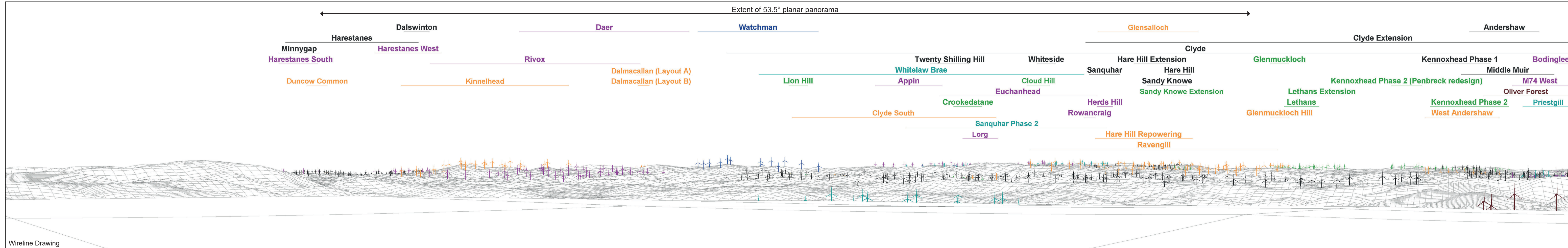


-  Proposal
-  Consented
-  Application
-  Appealed
-  Existing
-  Construction
-  Scoping

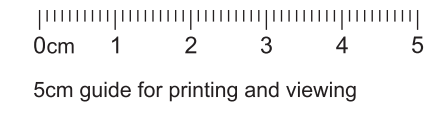
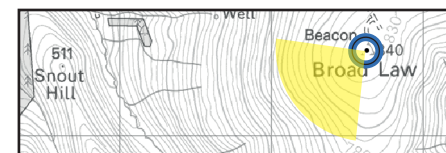
OS Reference: 314629 623556  
 Eye Level: 838.62m AOD  
 Direction of View: 142°  
 Distance to Development: 24925m

Horizontal field of view: 90° (cylindrical projection)  
 Principal Distance: 522mm  
 Paper Size: 841 x 297mm  
 Correct printed image size: 820 x 130mm

Figure: 4.22.1  
 Viewpoint 2: Broad Law



Wireline Drawing

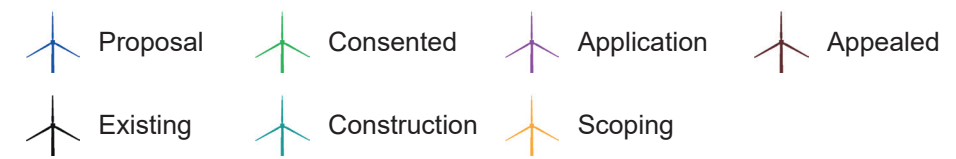
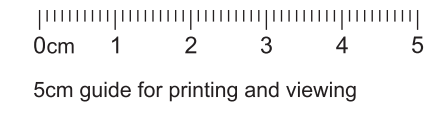
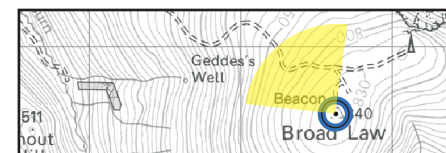
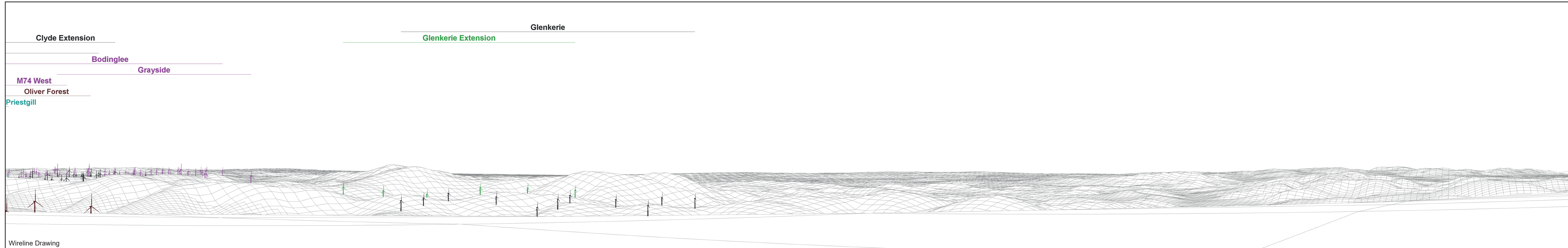


- Proposal
- Consented
- Application
- Appealed
- Existing
- Construction
- Scoping

OS Reference: 314629 623556  
 Eye Level: 838.62m AOD  
 Direction of View: 232°  
 Distance to Development: 24925m

Horizontal field of view: 90° (cylindrical projection)  
 Principal Distance: 522mm  
 Paper Size: 841 x 297mm  
 Correct printed image size: 820 x 130mm

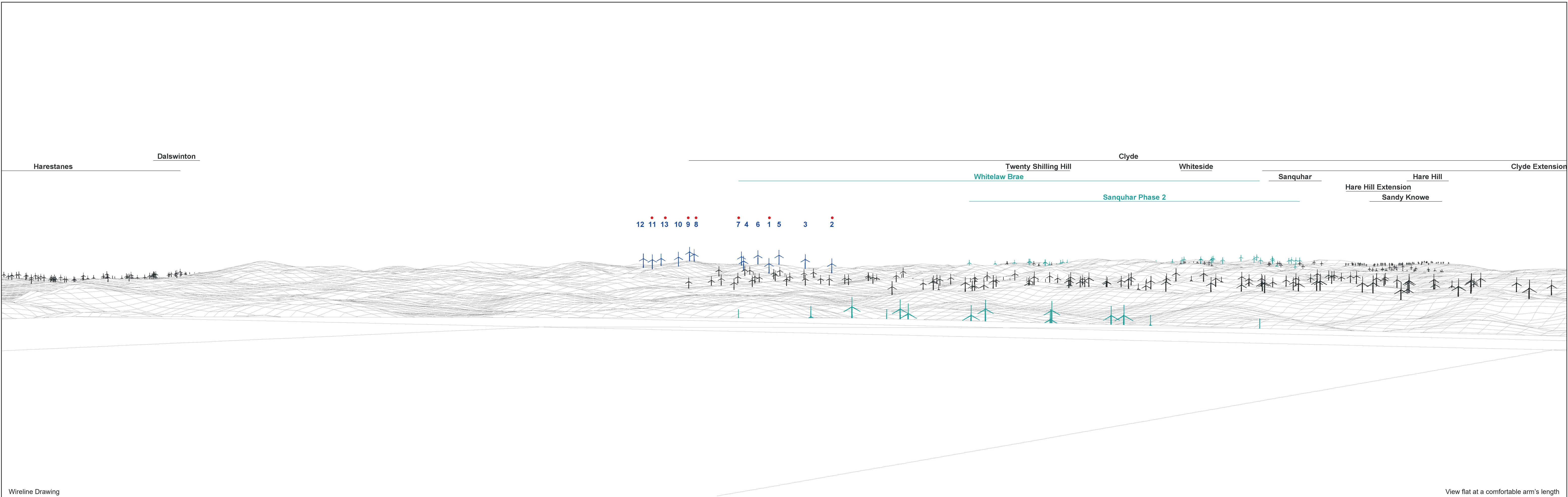
Figure: 4.22.2  
 Viewpoint 2: Broad Law



OS Reference: 314629 623556  
 Eye Level: 838.62m AOD  
 Direction of View: 322°  
 Distance to Development: 24925m

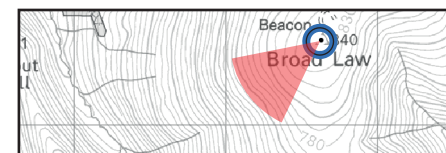
Horizontal field of view: 90° (cylindrical projection)  
 Principal Distance: 522mm  
 Paper Size: 841 x 297mm  
 Correct printed image size: 820 x 130mm

Figure: 4.22.3  
Viewpoint 2: Broad Law

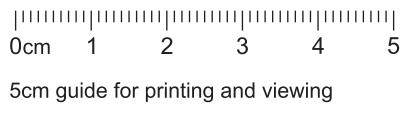


Wireline Drawing

View flat at a comfortable arm's length



- Aviation Light
- ✚ Proposal
- ✚ Existing
- ✚ Construction



OS Reference: 314629 623556  
 Eye Level: 838.62m AOD  
 Direction of View: 232°  
 Distance to Development: 24925m

Horizontal field of view: 53.5° (planar projection)  
 Principal Distance: 812.5mm  
 Paper Size: 841 x 297mm  
 Correct printed image size: 820 x 260mm

Figure: 4.22.4  
 Viewpoint 2: Broad Law